

# WALL MOUNT BREATHALYSER

## PHOEBUS (Advanced & Basic Version)



# Technical Data Sheet



Sensor	Fuel Cell
Working Temperature	-10°C to 50°C
Storage Temperature	-20°C to 50°C
Humidity	20% to 95%
Size	20cm X 24.3cm X 10.7cm
Weight	1243g
Battery	AC 100-240V 50-60Hz DC12V 3A
Memory (in device)	20,000 test records 10,000 registered faces*
Response Time	5 seconds
Sampling System	Automatically takes a deep lung sample
Units of Measure	BrAC: mg/L, or other units BAC: gm%, mg/mL, mg/100ml, or other units
Detection Range	0.00% BAC to 0.40% BAC
Accuracy	0 - 0.10% BrAC ±5% 0.10 - 0.15% BrAC ±8% >0.15%: ±10%
Calibration	Replaceable alcohol testing module, no need for on-site calibration
Sample Time	4 seconds of continuous blow
Recovery Time	30 seconds after a positive test
Connection Port	USB
Network	WIFI, 4G (optional), Ethernet
Body Temp. Measurement	IR Temperature Sensor (optional)
Camera*	1 Mega Pixel
NFC*	Support

# Tailor Made Features and Functions

For different industries and Locations

### INSTALLATION VENUES:

- construction site
- logistic company
- hospital
- school / office
- car park
- airline
- container ship

\*Advanced Version Only

### APPLICATION:

- attendance taking system
- access control
- surveillance
- home arrest program
- marine crew management system



US DOT Evidential Approval



**Be prepared. Save lives. From Panorama!**

Web: [www.panorama.africa](http://www.panorama.africa)  
Email- [sales@panorama.africa](mailto:sales@panorama.africa)

Contact Number - +225 79 75 92 92,  
+244 931 088 032, +244 931 088 037


# PHOEBUS BASIC

Customize video/image on main screen



# PHOEBUS ADVANCED

With facial recognition



With Mask Detection ensure people entering facilities with masks



## Traditional Temperature Measurement





- Direct contact with potential infector
- Slow detection speed
- Low Accuracy:  $\leq 1^{\circ}\text{C}$ , Slow response rate



## Intelligent Temperature Measurement

- No need to have direct contact with potential infector
- High detection speed
- High Accuracy:  $< 0.3^{\circ}\text{C}$ , High Response Rate:  $< 1$  sec

## Main Functions

-  **Access Control**
-  **Alcohol Detection**
-  **Facial Recognition**
-  **Body Temperature Measurement**
-  **Mask Detection**

## Backend Server

- cloud server
- unlimited device registration
- user management
- real time monitoring
- simple data management

#	Thumbnail	Date	Name	Employee ID	Type	Department	Position	Type	Device	Address	Account Link
1		2019-08-14 14:20:00	Sam		PhoeBUS Adv. - 001			Facial Recognition	WATFR01-01112		Refuse
2		2019-08-14 14:18:47	Sam		PhoeBUS Adv. - 001			Facial Recognition	WATFR01-01112		0.0 mg/100ml
3		2019-08-14 11:02:57	Sam		PhoeBUS Adv. - 001			Facial Recognition	WATFR01-01112		Normal
4		2019-08-14 11:28:37	Sam		PhoeBUS Adv. - 001			Facial Recognition	WATFR01-01112		Pass - Accurate Temp
5		2019-08-14 10:17:50	Sam		PhoeBUS Adv. - 001			Facial Recognition	WATFR01-01112		0.0 mg/100ml
6		2019-08-13 17:00:00	Sam		PhoeBUS Adv. - 001			Facial Recognition	WATFR01-01112		0.0 mg/100ml



US DOT Evidential Approval



**Be prepared. Save lives. From Panorama!**

Web: [www.panorama.africa](http://www.panorama.africa)  
Email- [sales@panorama.africa](mailto:sales@panorama.africa)

Contact Number - +225 79 75 92 92,  
+244 931 088 032, +244 931 088 037